

Complete Elevator SOLUTIONS

GOVT. APPROVED. LICENSE

Established 2008

Rohit Elevators



“Trusted name in Elevators”



FEATURES

- > Superior Quality
- > Long Service Life
- > Easy to Operate
- > Safety Oriented
- > Smooth Operations
- > Less Maintenance
- > Reliable Operation
- > Sturdy Construction
- > Customized Elevator Solutions



PROFILE

Rohit Elevator Company is a one of the leading elevator companies. As a step up in vertical integration based on the concerns of quality, cost, and supply time. **Mr. Prashant Irabatti** established **Rohit Elevator** Company in **2008**. We can offer you service such as inspection, erection, maintenance, repairs and modernization of your lift can be effectively looked by our team of qualified and experienced Engineers and trained technicians. We support our customers every step of the way from design, manufacturing and installation to maintenance and modernization

MISSION

We shall provide total customer satisfaction and achieve leadership in chosen markets, products and services across the globe, through excellence in technology.

VISION

We believe that science and technology should be used to improve the quality of life. Our vision is to be a leading Elevator company at worldwide and to become a significant global player by providing high quality, affordable and innovative solutions in Elevator field.

QUALITY POLICY

The Elevator Company are committed to its core values of Quality Management, Employee Development, Service Partnership and Customer Satisfaction to ensure the pursuit and advancement of excellence and to guarantee that we become the We believe that long-term relationships require a continuous commitment to business excellence. This commitment has been integrated into the heart of everything we do and is the key driver for building on our core competencies. We believe that our customers come first so all our members of staff share the responsibility for ensuring that we provide a quality service



“Trusted name in Elevators”


MANUAL ELEVATORS

Durable and energy saving, range of manual elevators employ simplified mechanisms and technology to offer seamless and economic vertical transportation solutions. These elevators are cost effective and easy to maintain. The range epitomizes the tenet of beauty in simplicity.



Standard Features

- Down collective V3f control
- Automatic Rescue Device (ARD)
- Emergency car lighting
- Self diagnosis of breakdown
- Automatic leveling with ground floor on power restoration
- Floor position and direction indicator in car and landings
- Terminal approach slowdown for safety
- Final limit protection
- Emergency alarm
- Door open Announcement System
- Home landing



Standard Dimensions for Manual Elevator

No. of Passenger	Load (kg)	Car width	Car Depth	Shaft width	Shaft Depth	Opening	M/c Room Width	M/c Room Depth	M/c Room Heigh	Pit Depth	Over head
4	272	1100	700	1500	1200	800	2900	2900	2700	1500	4250
5	340	1100	850	1500	1350	800	2900	2900	2700	1500	4250
6	408	1100	1000	1500	1500	800	2900	2900	2700	1500	4250
8	544	1300	1100	1800	1600	800	2900	2900	2700	1500	4250


“Trusted name in Elevators”

AUTOMATIC PASSENGER ELEVATORS

The range of automatic passenger elevators employ advanced technology in vertical transportation. They provide comfortable, elegant, quick and safe mode for up and down people movement in high rises. They are an amazing blend of state-of-the-art elevator technology and aesthetic appeal. Rohit Elevators puts great emphasis on safety and the need to maintain disruption free motion of passengers. The Automatic Elevator range offers various passenger capacities, speed and an array of functional features and interior layouts to choose from.

Standard Features

- Down collective V3f control
- Automatic Rescue Device (ARD)
- Emergency car lighting
- Self diagnosis of breakdown
- Automatic leveling with ground floor on power restoration
- Floor position and direction indicator in car and landings
- Terminal approach slowdown for safety
- Final limit protection
- Emergency alarm
- Floor announcement system
- Home landing
- Overload Warning Indicator
- Full Curtain Infrared Door Safety



Standard Dimensions for Auto Door Elevator

No. of Passenger	Load (kg)	Car width	Car Depth	Shaft width	Shaft Depth	Opening	M/c Room Width	M/c Room Depth	M/c Room High	Pit Depth	Over head
4	272	1100	700	1600	1300	700	3000	3000	2700	1500	4250
5	340	1100	850	1600	1450	700	3000	3000	2700	1500	4250
6	408	1100	1000	1600	1600	700	3000	3000	2700	1500	4250
8	544	1300	1100	1800	1800	800	3000	3000	2700	1500	4250
10	680	1350	1300	1900	2000	800	3000	3000	2700	1500	4250
13	884	2000	1100	2500	1800	900	3000	3000	2700	1500	4250
16	1088	2000	1300	2500	2000	1000	3000	3000	2700	1500	4250
20	1360	2000	1550	2500	2300	1000	3000	3000	2700	1500	4250

“Trusted name in Elevators”

HOSPITAL/ STRETCHER ELEVATORS

We are supplier and service provider of a supreme quality Hospital Stretcher Lifts specially designed to handle stretchers and wheelchairs along with accessories with smooth handling of patients.

Standard Features

- Down collective V3f control
- Automatic Rescue Device (ARD)
- Emergency car lighting
- Self diagnosis of breakdown
- Automatic leveling with ground floor on power restoration
- Floor position and direction indicator in car and landings
- Terminal approach slowdown for safety
- Final limit protection
- Emergency alarm
- Full Curtain Infrared Door Safety
- Home landing
- Attendant operation for non-stop destination landing
- Direction change function in attendant mode
- Overload Warning Indicator
- Floor announcement system



Standard Dimensions for Auto Door Elevator

No. of Passenger	Load (kg)	Car width	Car Depth	Shaft width	Shaft Depth	Opening	M/c Room Width	M/c Room Depth	M/c Room Heigh	Pit Depth	Over head
15	1020	1000	2400	1800	3000	800	3300	5500	2750	1500	4500
20	1360	1300	2400	2200	3000	1200	3700	5500	2750	1500	4500
26	1768	1600	2400	2400	3000	1200	3900	5500	2750	1500	4500

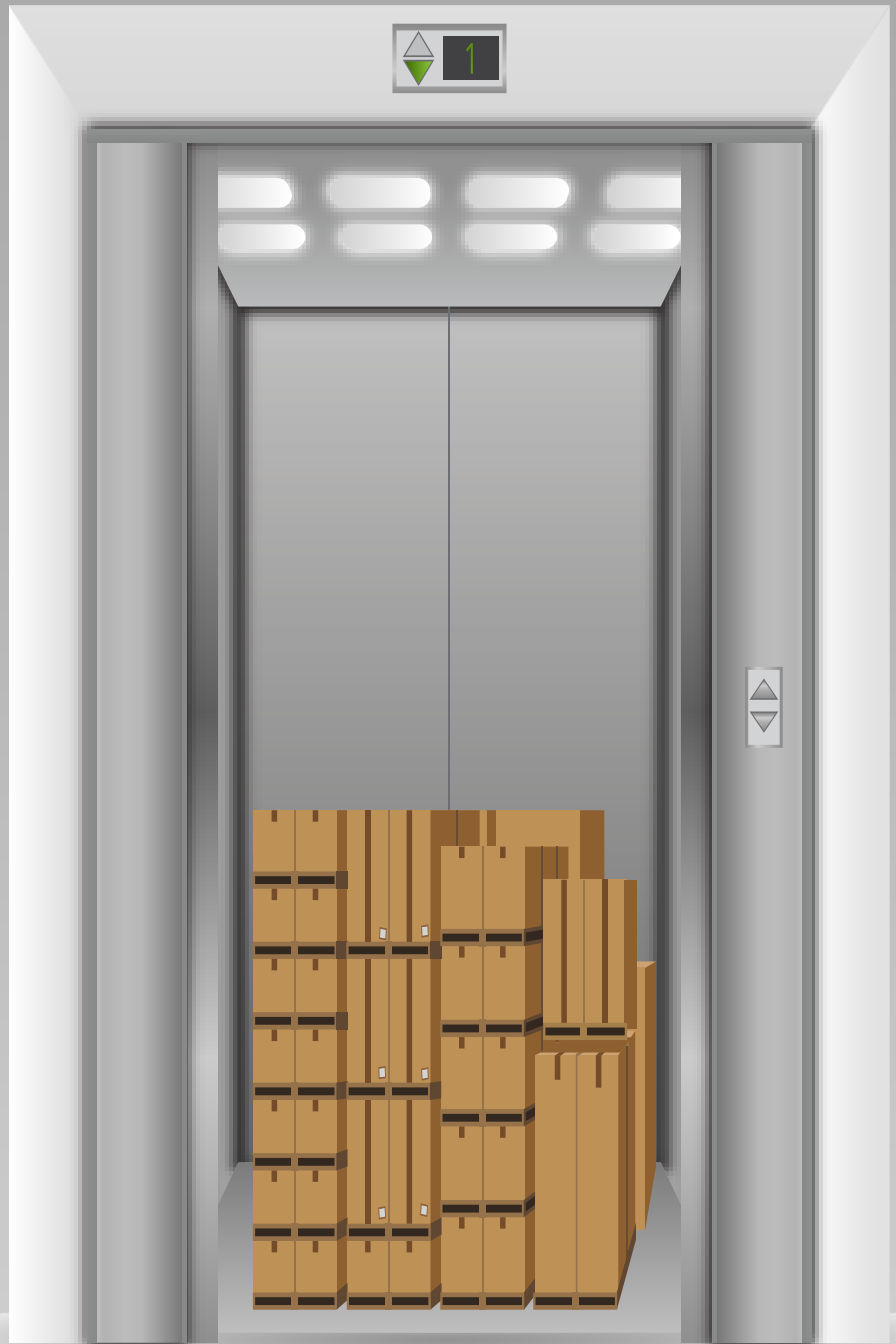
“Trusted name in Elevators”

GOODS ELEVATORS

We provide lift to handle the weight 500 kg up to 5000 kg with collapsible gate & that are available in two type like freight elevator & service elevator with different size & capacity as per industrial norms & the client requirement

Standard Features

- Down collective V3f control
- Automatic Rescue Device (ARD)
- Emergency car lighting
- Self diagnosis of breakdown
- Automatic leveling with ground floor on power restoration
- Floor position and direction indicator in car and landings
- Terminal approach slowdown for safety
- Final limit protection
- Emergency alarm
- Floor announcement system
- Home landing
- Attendant operation for non-stop destination landing
- Direction change function in attendant mode
- Overload Warning Indicator
- Full Curtain Infrared Door Safety



Standard Dimensions for Auto Door Elevator

No. of Passenger	Car width	Car Depth	Shaft width	Shaft Depth	Opening	M/c Room Width	M/c Room Depth	M/c Room Heigh	Pit Depth	Over head
500	1100	1200	1900	1500	1100	3400	4000	2750	1500	4500
800	1200	1700	2000	2100	1100	3500	4800	2750	1500	4500
1000	1400	1800	2300	2100	1400	3800	4600	2750	1500	4500
1500	1700	2000	2600	2300	1700	4100	4600	2750	1500	4500
2000	1700	2500	2600	2800	1700	4100	4800	2750	1500	4500
2500	2000	2500	2900	2800	2000	4400	5300	2750	1500	4500
3000	2000	3000	2900	3300	2000	4400	5800	2750	1500	4500
4000	2500	3000	3400	3300	2500	4900	5800	2750	1500	4500
5000	2500	3600	3400	3400	2500	4900	6400	2750	1500	4500

“Trusted name in Elevators”

AUTOMOBILE ELEVATORS

We are designed as per the parking space and demands of our esteemed customers. The Car/ Automobile Lifts offered by us help in providing the facility of parking cars at any floor. These lifts are widely demanded by the clients for their strong construction and high load bearing capacity. This is available in varied models to suit the clients requirements.

Standard Features

- Down collective V3f control
- Automatic Rescue Device (ARD)
- Emergency car lighting
- Self diagnosis of breakdown
- Automatic leveling with ground floor on power restoration
- Floor position and direction indicator in car and landings
- Terminal approach slowdown for safety
- Final limit protection
- Emergency alarm
- Overload Warning Indicator
- Home landing
- Full Curtain Infrared Door Safety
- Attendant operation for non-stop destination landing
- Direction change function in attendant mode
- Power saving as no motor operation in downward direction (Hydraulic)



Standard Dimensions for Automobile Elevator

Hydraulic											
Capacity (kg)	Shaft Size		Car Size			Entrance (mm)		Machine Room		Pit. Depth	Over head
	Width	Depth	Width	Depth	Height	Width	Depth	Width	Depth		
2500	3600	6000	2600	5266	2300	2300	2100	4000	4000	1500	4000
3000	4000	6000	3000	5266	2300	2300	2100	4000	4000	1500	4000
Traction											
Capacity (kg)	Shaft Size		Car Size			Entrance (mm)		Machine Room		Pit. Depth	Over head
	Width	Depth	Width	Depth	Height	Width	Depth	Width	Depth		
2500	3500	6000	2600	5266	2300	2300	2100	4000	8000	1500	5000
3000	3900	6000	3000	5266	2300	2300	2100	4000	8000	1500	5000

“Trusted name in Elevators”

CAPSULE LIFT ELEVATORS

We provide various sizes of glass capsule lift as per the requirement offices, shopping malls, multiplexes and other prestigious buildings. Augmenting the beauty of the infrastructure in which they are installed, these lifts are incorporated with large glass viewing panels making them aesthetically attractive. The design, features and infinite options of its control add on to its travel.

Standard Features

- Down collective V3f control
- Automatic Rescue Device (ARD)
- Emergency car lighting
- Self diagnosis of breakdown
- Automatic leveling with ground floor on power restoration
- Floor position and direction indicator in car and landings
- Terminal approach slowdown for safety
- Final limit protection
- Emergency alarm
- Overload Warning Indicator
- Home landing
- Full Curtain Infrared Door Safety
- Attendant operation for non-stop destination landing
- Direction change function in attendant mode
- Power saving as no motor operation in downward direction (Hydraulic)



Standard Dimension for Capsule Elevator

Load Capacity (Persons)	Weight (kg)	Car Size			Shaft			Entrance Width	Machine Room			
		Width	Width	Depth	Width	Depth	Depth		Width	Depth	Depth	
06	408	1000	1100	1500	1800	1250	1150	1900	700	4000	4100	2750
08	544	1150	1200	1650	2200	1300	1250	2050	800	4000	4100	2750
10	680	900	1200	1750	2500	1400	1250	2150	800	4000	4100	2750
13	884	1000	1400	2000	2600	1500	1350	2400	900	4400	4200	2750
16	1088	1100	1400	2200	2800	1600	1350	2600	1000	4400	4200	2750
20	1360	1100	1600	2600	2800	1800	1400	3000	1000	4600	2800	2750

“Trusted name in Elevators”

STACK PARKING

A brilliant way to save parking space, Car stackers have found an application where the number of cars exceeds the amount of parking space. A car stacker solves this by stacking one car above the other using hydraulic mechanisms with easy and safe operation. We manufacture and supply an exclusive range of cost effective car stackers with varieties of capacity and sizes.



Technical Features for Stack Parking

lift capacity	Pallet Lifting Height	Overall System Height	Overall System Width
2000kg	2050/1850/1650	3250mm	2450/2550mm

Pallet go through	Lifting speed	Power Total	Clear Height
2100/2200mm	2mtr/min	3Hp, 3Phase, 50Hz	3800mm

MRL (Machine Roomless Lifts)

We are a leading supplier and service provider of Machine Roomless Lifts (MRL) to our clients at reasonable prices in the industry. These are used in various sectors for different kinds of applications. This is simple to operate and easy to maintain controlled by microprocessor technology.

- 1 Energy saving with V3f Drive
- 2 More comfortable rides
- 3 Improve leveling



MRL CENTER OPENING DOOR

Capacity	Car size		Shaft Size		OPENING	Pit			Over head	
	Width	Depth	Width	Depth		1mps & 1.5mps	1.75mps	1mps	1.5 mps	1.75 mps
4	700	1550	1500	1500	700	1600	2150	4200	4500	5000
5	850	1650	1500	1500	700	1600	2150	4200	4500	5000
6	1000	1700	1500	1500	700	1600	2150	4200	4500	5000
8	1300	2000	1500	1500	800	1600	2150	4200	4500	5000
10	1350	2050	1700	1700	800	1600	2150	4200	4500	5000

AMC & Modernization

We enter into AMCs which will provide you best services and economical rate. Rohit Elevators give a full Elevator Modernization configuration bundle to improve the unwavering quality and productivity of your lift hardware with modern technology.

CCTV Camera



**DIGITAL
SURVEILLANCE
SECURITY SYSTEM
INSTALLER**

We provide full CCTV Surveillance into your premises. We have different types of cameras as per your requirements.



We Provide CCTV Camera

- Bullet Type Cameras
- Dome Cameras
- Discreet CCTV cameras
- Infrared Cameras
- Day/Night Types.
- Varifocal Cameras.
- Network Cameras.
- Wireless Cameras.
- PTZ Cameras.
- High definition cameras.





Geared Machine



Gearless Machine



Usha Martin Steel Wire Rope



Guide Rail



Car Door Header



Speed-Governor-Set



Overload Device




Door sensor




Stainless Steel Cabin

M S Powder Coated Cabin



Pvc Flooring



Control Panel

Automatic Rescue Device




Car Operating Panel



Buttons Lift



Car Frame



Flase Ceiling



Wires



Stainless Steel Design Cabin Finish



Handrails



Manual Telescopic Door



M S Telescopic Auto Door



M S Center Opening Auto Door




Automatic Stainless Steel Door



S.S. Glass Auto Door

Rohit Elevators



/Rohit-Elevator



Rohitelevator_



/Rohit Elevator



Rohit_elevator



connectrohitelevator@gmail.com



www.rohitelevator.com

“Trusted name in Elevators”

Shop No. D-7, Plot No.45, Siddhivinayak Co-op.Hsg., Gorai-1, Borivali (w), Mumbai-400 091.

+91 9833369377 +91 8779580623